


Cabine - Cars



FARMA[®]
ASCENSORI





Bronze

La cabina della serie *Bronze* è costruita con pannelli in lamiera plastificata autoportanti modulari. Angoli vivi 90°, zoccolo, colonna di servizio e corrimano tipo "Piatto" in acciaio inox satinato. Pavimento tipo "Linoleum". Illuminazione con controcielo tipo "Tegolino".

The *Bronze* car series is made up by vertical load bearing panels. Corners 90°, skirting, car operating panel and handrail type "Flat" all made in satin stainless steel. Floor type "Linoleum". Lighting with ceiling type "Tegolino".

La cabine de la série *Bronze* est construite avec des panneaux massif et modulaires en tôle plastifiées. Angle 90°, socle, colonne et main courante type "Plat" réalisé en acier inox brossé. Sol type "Linoleum". Eclairage type "Tegolino".



SILVER

La cabina della serie *Silver* è costruita con pannelli in lamiera plastificata autoportanti modulari. Angoli tondi piccoli, zoccolo, colonna di servizio e corrimano tipo "Arc" in acciaio inox lucido. Pavimento tipo "Linoleum". Illuminazione con controcielo tipo "Arc".

The *Silver* car series is made up by vertical load bearing panels. Small rounded corners, skirting, car operating panel and handrail type "Arc" made in polished stainless steel. Floor type "Linoleum". Lighting with ceiling type "Arc".

La cabine de la série *Silver* est construite avec des panneaux massif et modulaires en tôle plastifiées. Angle petit rond, socle, colonne et main courante type "Arc" réalisé en acier inox miroir. Sol type "Linoleum". Eclairage type "Arc".



G O L D

La cabina della serie *Gold* è costruita con pareti in acciaio rivestite con laminato plastico supportato su legno. Angoli tondi grandi, zoccolo, colonna di servizio e corrimano tipo "Tondo" in acciaio inox lucido. Pavimento tipo "Granit". Illuminazione con controcielo tipo "Logo".

The *Gold* car series is realized with walls made up by sheet steel covered with plastic laminate supported by wood. Big rounded corners, skirting, car operating panel and handrail type "Round" all made in polished stainless steel. Floor type "Granit". Lighting with ceiling type "Logo".

La cabine de la série *Gold* est construite avec parois habillées par stratifié avec collage sur bois. Angle grand rond, socle, colonne et main-courante type "Ronde" réalisée en acier inox miroir. Sol type "Granit". Eclairage type "Logo".



PLATINUM

La cabina della serie *Platinum* è costruita con pareti in acciaio rivestite in acciaio inox. Angoli tondi grandi, zoccolo, colonna di servizio e corrimano tipo "Tondo" in acciaio inox satinato. Pavimento tipo "Granit". Illuminazione con controcielo tipo "Faretti".

The *Platinum* car series is realized with walls made up by sheet steel covered with stainless steel. Big rounded corners, skirting, car operating panel and handrail type "Round" made in satin stainless steel. Floor type "Granit". Lighting with ceiling type "Faretti".

La cabine de la série *Platinum* est construite avec parois habillées en acier inox. Angle grand rond, socle, colonne et main-courante type "Ronde" réalisé en acier inox brossé. Sol type "Granit". Eclairage type "Faretti".

Rivestimenti Cabina - Car's finishings - Revêtements


Lamiera plastificata - Plastic coated - Tole plastifiés




Laminato plastico - Plastic laminate - Stratifié




Inox - Stainless steel



Pavimenti - Floors - Sols Linoleum



Granito - Granit - Granite



Cielini - Cielings - Eclairages



Corrimani - Handrails - Maincourantes



Rivestimenti Cabina - Car' s finishings - Revêtements

	BRONZE	SILVER	GOLD	PLATINUM
Lamiera Plastica - Plastic coated sheet - Tole plastifiés	●	●	—	—
Laminato Plastico - Plastic laminate - Stratifié	—	—	●	—
Inox Lino - Stainless steel type "Lino" (rif. cod. I 1)	—	—	—	●
Inox Cuoio - Stainless steel type "Cuoio" (rif. cod. I 2)	—	—	—	○
Inox Dama - Stainless steel type "Dama" (rif. cod. I 3)	—	—	—	○
Inox Rombi - Stainless steel type "Rombi" (rif. cod. I 4)	—	—	—	○
Inox Blu Riso - Stainless steel type "Blu Riso" (rif. cod. I 5)	—	—	—	○
Inox Oro Dama - Stainless steel type "Oro Dama" (rif. cod. I 6)	—	—	—	○

Pavimenti - Floors - Sols

Linoleum	●	●	○	○
Granito - Granit - Granite	—	○	●	●

Cielini - Ceilings - Eclairages

Tegolino (rif. cod. C 1)	●	—	○	○
Logo (rif. cod. C 2)	○	○	—	—
Film (rif. cod. C 3)	○	○	—	—
Sonar (rif. cod. C 4)	○	○	—	—
Faretti (rif. cod. C 5)	—	—	○	●
Arc (rif. cod. C 6)	○	●	—	—
Bolle (rif. cod. C 7)	○	○	○	○
Dama (rif. cod. C 8)	○	○	○	○
Stella (rif. cod. C 9)	○	○	●	○

Corrimani - Handrails - Maincourantes

Piatto - Flat - Plate (rif. cod. H 1)	●	○	○	○
Tondo - Round - Ronde (rif. cod. H 2)	—	○	●	●
Arc (rif. cod. H 3)	—	●	—	—

Angoli - Corners - Angles

Angoli Vivi 90°	●	○	—	—
Angoli Tondi Piccoli - Small rounded - Petite rond	—	●	○	○
Angoli Tondi Grandi - Big rounded - Grand rond	—	—	●	●

Specchio - Mirror - Miroir

Mezza Parete - Half size - Demi parois	●	●	●	●
Parete Intera - Full size - Toute hauteur	—	○	○	○




● Di serie - Standard - De série

○ Disponibile senza sovrapprezzo - Available without price increase - Disponible sans variation de prix

○ Disponibile con sovrapprezzo - Available with price increase - Disponible avec variation de prix

— Non Disponibile - Not available - Pas disponible





SAFETY LIFT GROUP

FARMA ASCENSORI S.r.l.
Via Depretis, 6/A - 43100 PARMA - Italy
Tel. +39 0521 994224 ra. - Fax +39 0521 988703
www.farma.it - info@farma.it